

U.S. – Mexico Agriculture Overview



Mexican Agriculture Production

- 2013 Total Production Value 738 billion pesos
- 2013 Major Crops by Value (Billion Pesos): Chicken (84), Corn (76), Beef (74) Dairy (60), Eggs (50), Swine (45), Sugar Cane (31), Sorghum (18), Avocado (18), Tomato (15), Alfalfa (14), Peppers (14), Beans (12), Wheat (12), Potato (11).
- Key Challenges:
 - Water/Climate Change
 - Viability of Traditional Production
 - Gaps in the Productive Chain (extension, marketing, etc.)
 - Security
 - FSMA



U.S. – Mexico Agriculture Overview

Trade between partners



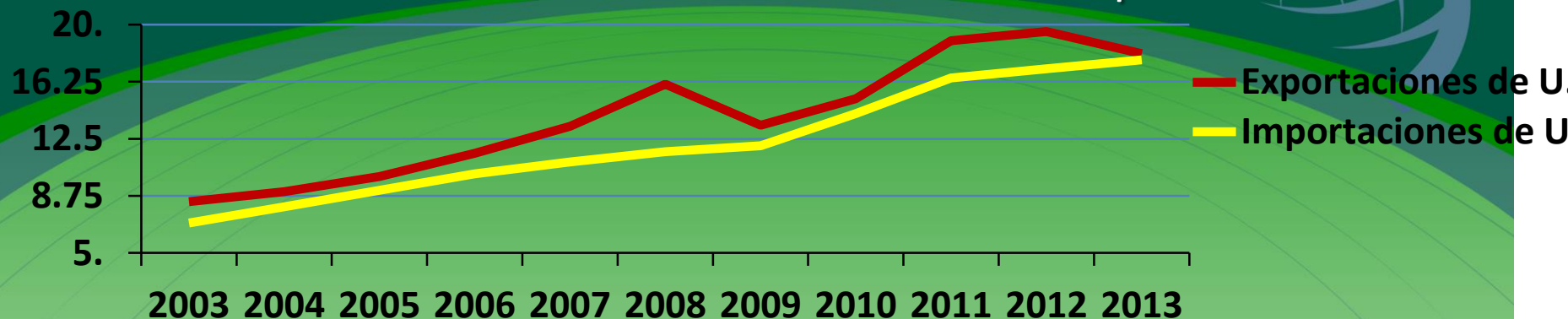
**MEXICO: 3rd MOST
IMPORTANT MARKET FOR
THE U.S.**

**U.S.: THE NUMBER 1
MARKET FOR MEXICO**



U.S. – Mexico Agriculture Overview

Bilateral Trade in Billion USD\$



Top 7 items in U.S. billions for 2013

United States Exports

- Corn (\$1.8)
- Soybeans (\$1.5)
- Poultry (\$1.4)
- Dairy (\$1.4)
- Pork (\$1.2)
- Beef (\$0.9)
- Wheat(\$0.9)



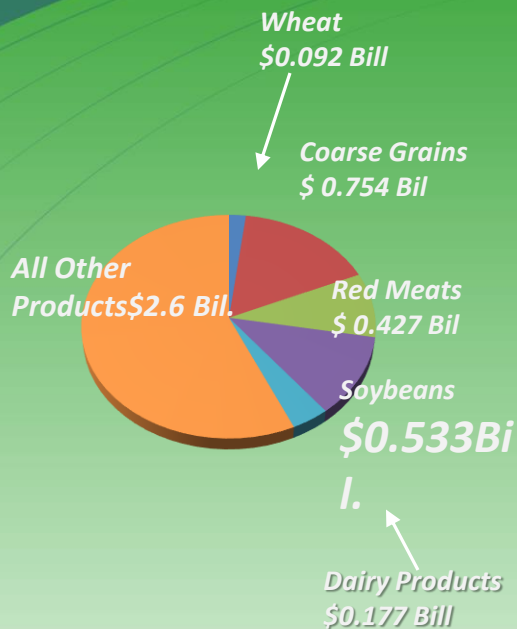
United States Imports

- Beer (\$1.9)
- Tomatoes (\$1.6)
- Avocados (\$1.0)
- Peppers (\$0.9)
- Sugar (\$0.8)
- Alc. Beverages (Tequila) (\$0.8)
- Live Cattle (\$0.5)

U.S. – Mexico Agriculture Overview

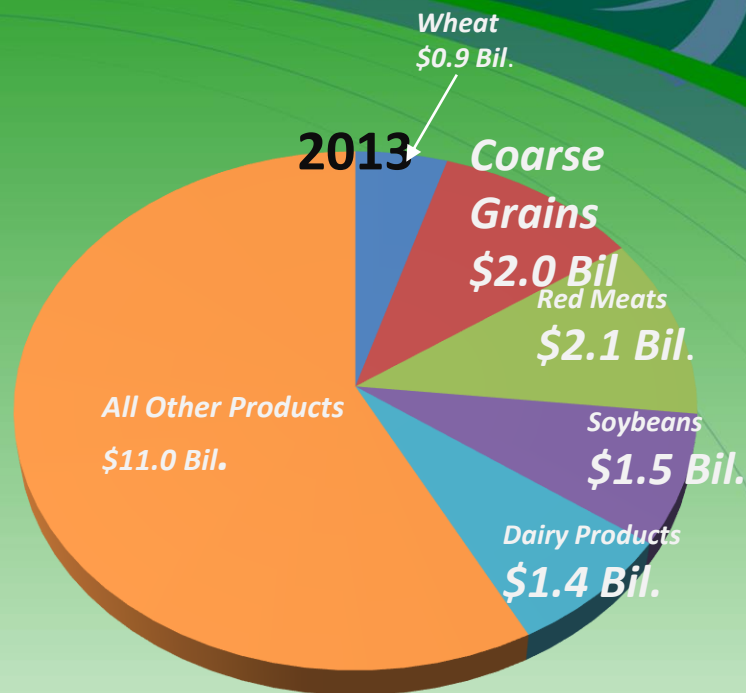


1994



\$4.583 Billions of USD

2013



\$18.9 Billions of USD

Exports to Mexico

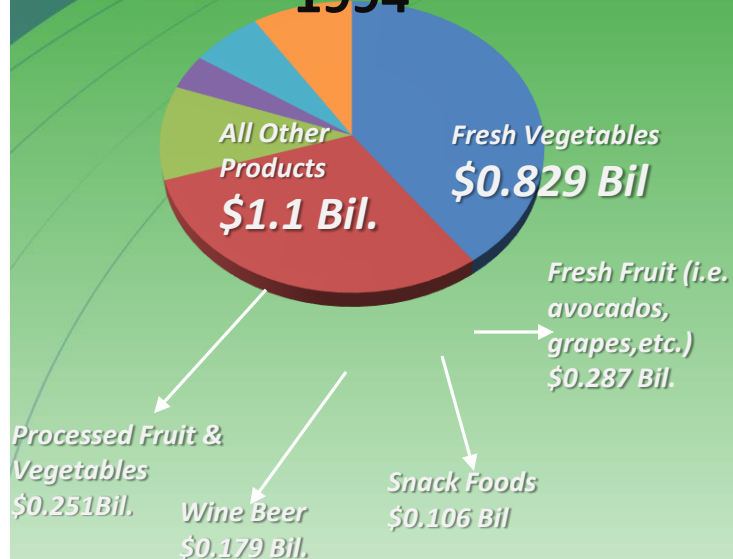


U.S. – Mexico Agriculture Overview

El comercio entre socios

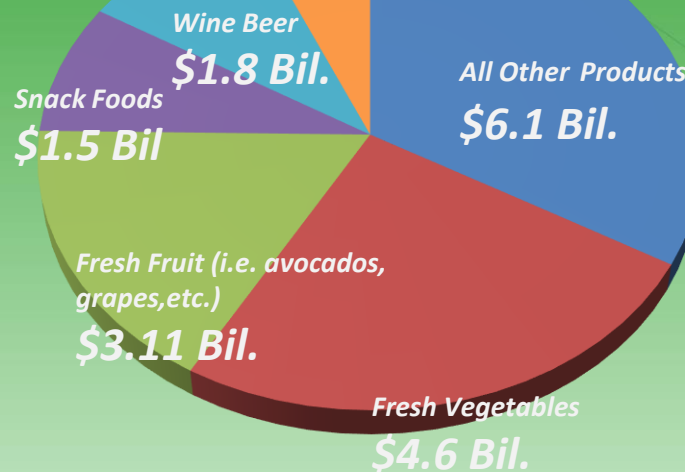


1994



\$2.752 Billions of USD

2013
Processed Fruit & Vegetables
\$1.2 Bil.



\$18.4 Billions of USD

Imports From México



U.S. – Mexico Agriculture Overview

The Opportunity

- **Mexico's big 3 Advantages :**
 - Location
 - Climate (s)
 - People
- **Post-NAFTA Vision: Beyond Market**

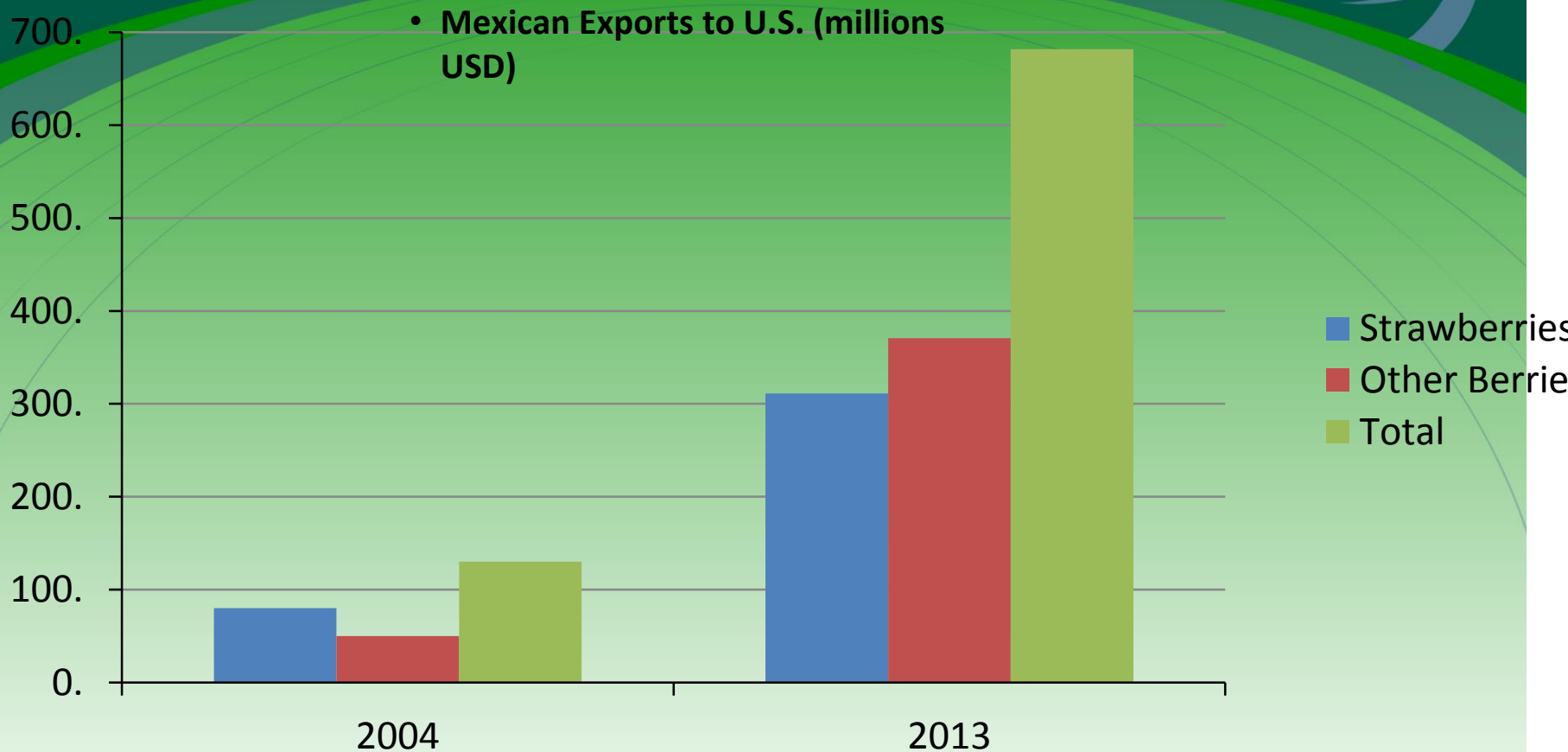


Partner



U.S. – Mexico Agriculture Overview

Perfect Example-Berries



U.S. – Mexico Agriculture Overview

The Opportunity



- **Further Integrate our Ag Sector Resources**
 - **Productive**
 - **Financial**
 - **Human**