

Labor Market and Immigration Trends

J.R. Walker

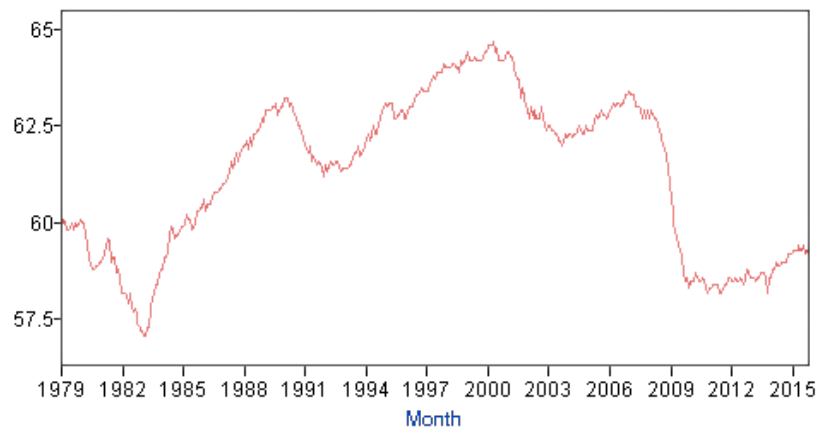


January 2016

Presentation

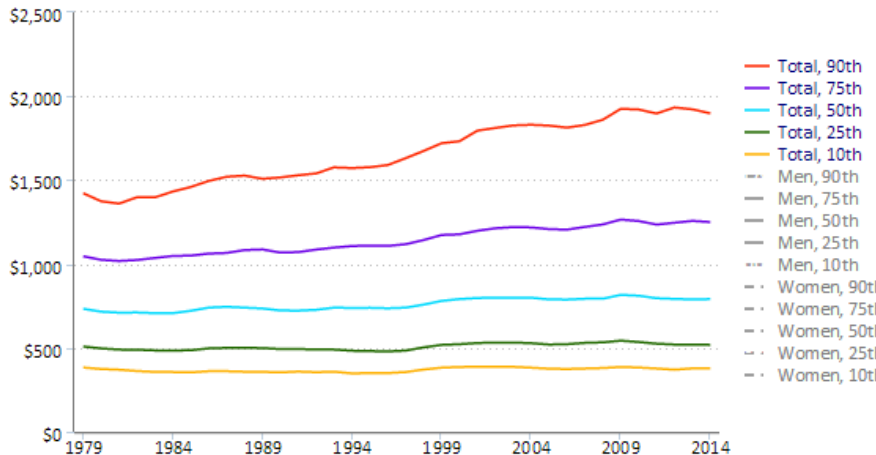
1. Employment
2. Earnings
3. Immigration

Employment to Population Ratio



Earnings

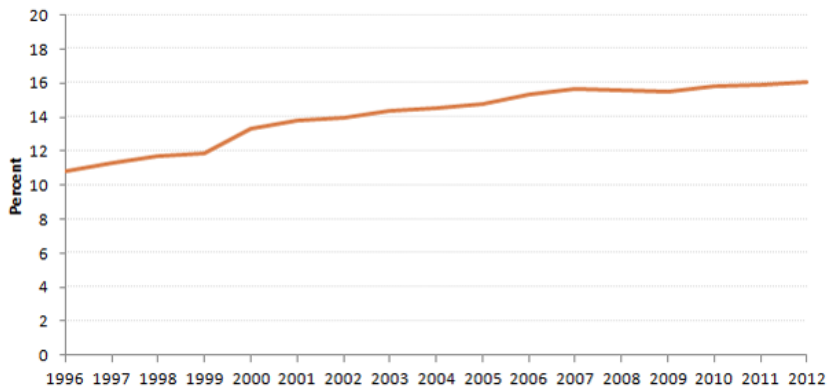
Selected percentiles of usual weekly earnings of full-time wage and salary workers age 16 and older, in 2014 dollars, 1979–2014



Source: U.S. Bureau of Labor Statistics.

Foreign Born (%)

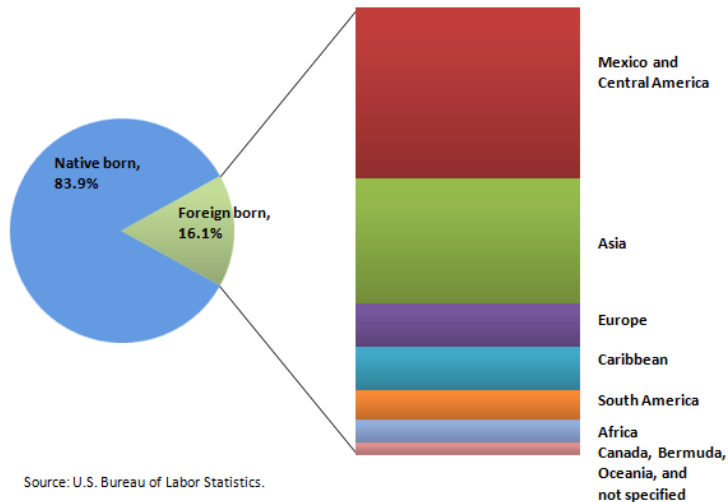
Percent of the U.S. labor force that is foreign born, 1996–2012 annual averages



Source: U.S. Bureau of Labor Statistics.

Foreign Born (2012)

Percent of the foreign born by region of origin, 2012 annual averages



Source: U.S. Bureau of Labor Statistics.

Effect of Immigration

1. Effects on Labor Force

- ▶ Compete with locals (e.g., low skilled)
- ▶ Complement locals (e.g., supervisors)
- ▶ Noncompeting groups

2. Effects on Consumers

- ▶ Lower prices
- ▶ Increased diversity of goods

3. Effects on Government Budget

- ▶ Own and Family members
- ▶ Pay taxes
- ▶ Receive benefits