

Biofuels, Food & Feed Tradeoffs

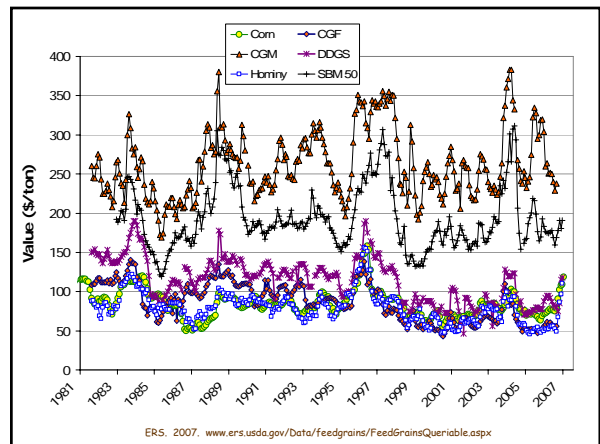
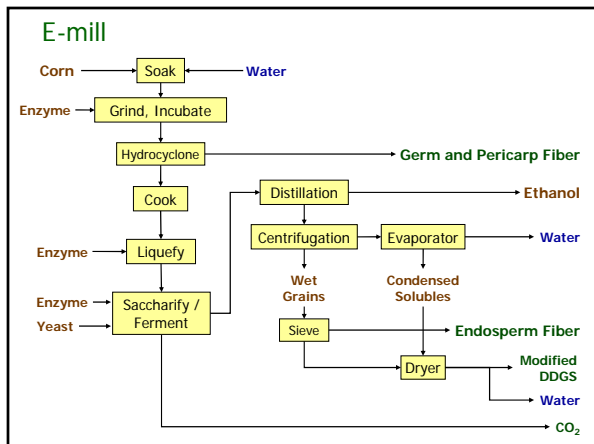
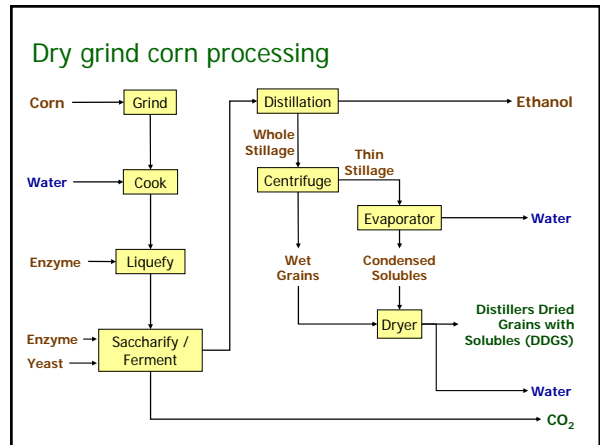
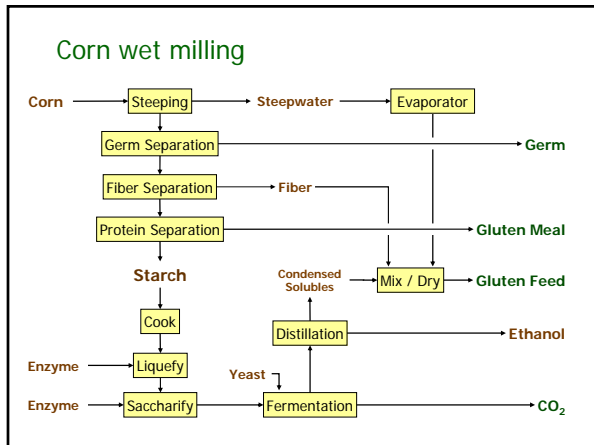
April 12-13, 2007 St. Louis, Missouri

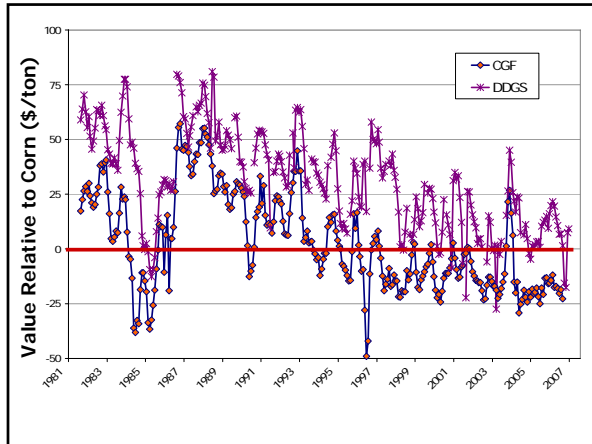
Farm Foundation | USDA's Office of Energy Policy and New Uses | Rural Development

Corn Processing Coproducts from Ethanol Production

Kent Rausch
Ron Belyea
Vijay Singh
Mike Tumbleson

Biofuels, Food, Feed & Tradeoffs
April 12-13, 2007
St. Louis, MO





DDGS composition

Composition	Dry Grind	E-Mill	CGM	SBM
Crude Protein	28.5	58.5	66.7	53.9
Crude Fat	12.7	4.5	2.8	1.1
Ash	3.6	3.2	--	--
Fiber	10.8	2.0	6.9	6.0

CGM: corn gluten meal; SBM: soybean meal

Coproduct yields and values

Process	Coproducts	Revenue, \$/ton corn
Wet milling	2.50 gal ethanol	
	germ	
	corn gluten meal corn gluten feed	44.26
Dry grind	2.75 gal ethanol DDGS	25.45
E-Mill	2.54 gal ethanol	
	germ	
	fiber DDGS	43.65

Mycotoxins: toxic fungal metabolites

Aflatoxin	Ochratoxin
Deoxynivalenol (DON) or Vomitoxin	Zearalonone
Fumonisin	

Aflatoxin B1 and Cholesterol

Literature

- ERS. 2007. Feed grains data delivery system. Economic Research Service, USDA. www.ers.usda.gov/Data/feedgrains/FeedGrainsQueryable.aspx. March.
- Johnston, D.B., McAloon, A.J., Moreau, R.A., Hicks, K.B. and Singh, V. 2005. Composition and economic comparison of germ fractions derived from modified corn processing technologies. J. Am. Oil Chem. Soc. 82:603-608.
- Rausch, K.D. and Belyea, R.L. 2006. The future of coproducts from corn processing. Appl. Biochem. Biotech. 128:47-86.
- Rausch, K.D., Belyea, R.L., Singh, V., and Tumbleson, M.E. 2007. Corn processing for ethanol production. Encyclopedia of Agricultural, Food, and Biological Engineering. Heldman, D.R. (ed.). Taylor and Francis / Marcel Dekker Publishers.